



الـجـهـاز المـركـزي
لـلـتـعـبـئة العـامة والإـحصـاء
C A P M A S

Central Agency for Public Mobilization and Statistics (CAPMAS)



Homepage.....	2
About.....	4
Visualizer.....	5
Dashboards	6
Metadata Hub	7
Knowledge Library	9
What's New.....	10
FAQ	11
Contact Us	12

Homepage

The homepage features two sections: Sustainable Development Goals (SDG) and Child Indicators.

Sustainable Development Goals



The SDG indicators database contains a number of indicators that measure the progress of the 17 goals in various social, economic, and environmental dimensions. The database also provides time series data for many of the indicators, as well as disaggregated data by different classifications such as gender, age, and place of residence.

To learn more about each goal, click on the corresponding tile and you will be directed to a detailed page that shows the relevant indicators, targets, and sources.

Child indicators



The Child Indicators database includes a number of indicators that reflect the situation of children in Egypt in various fields such as health, education, protection, and economy. The database covers more than 500 indicators that monitor the status and well-being of children in different aspects.

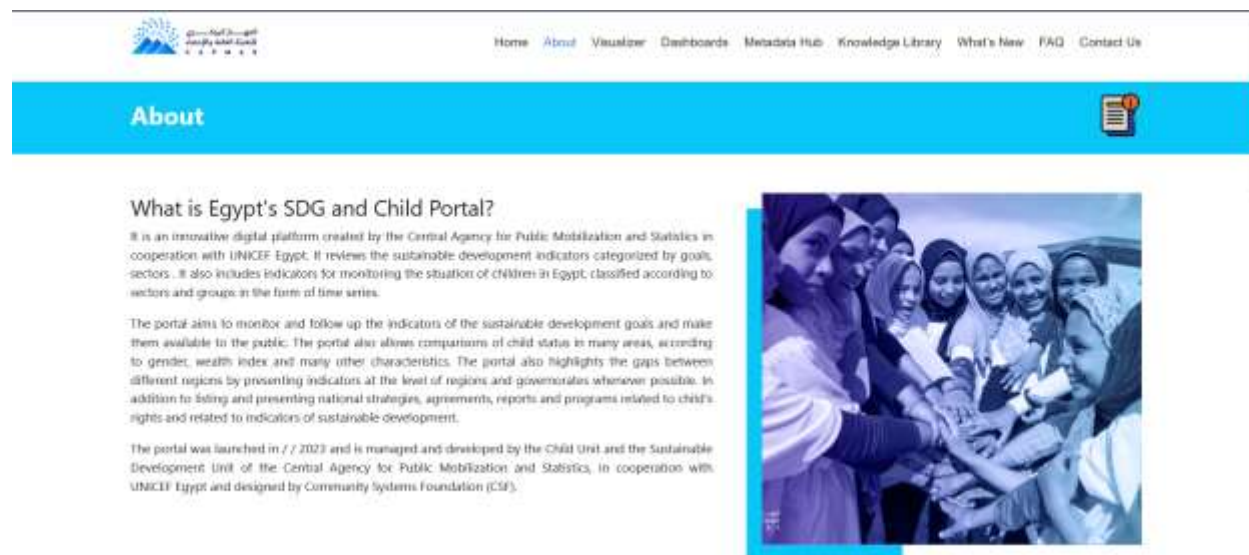
To learn more about each indicator, click on the corresponding tile and you will be directed to a detailed page that shows the indicator definition, data sources, methodology, and visualization.



At the bottom of the homepage, you can also find links to the social media accounts of CAPMAS and UNICEF Egypt.

About

The About page provides more information about the portal and its tools and features. It also provides more information about the internal pages of the portal.



The screenshot shows the 'About' page of the portal. At the top, there is a navigation menu with links for Home, About, Visualizer, Dashboards, Metadata Hub, Knowledge Library, What's New, FAQ, and Contact Us. Below the navigation is a blue header with the word 'About' and a notification icon. The main content area has a section titled 'What is Egypt's SDG and Child Portal?' followed by three paragraphs of text and a photograph of a group of young girls in school uniforms.

What is Egypt's SDG and Child Portal?

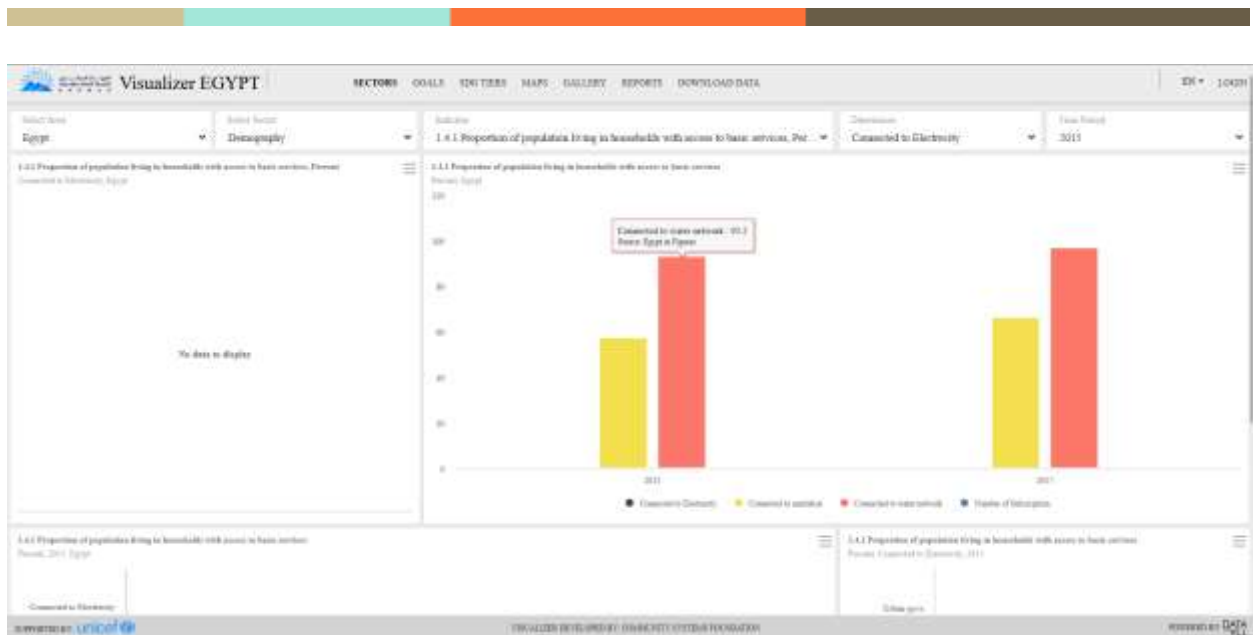
It is an innovative digital platform created by the Central Agency for Public Mobilization and Statistics in cooperation with UNICEF Egypt. It reviews the sustainable development indicators categorized by goals, sectors... It also includes indicators for monitoring the situation of children in Egypt, classified according to sectors and groups, in the form of time series.

The portal aims to monitor and follow up the indicators of the sustainable development goals and make them available to the public. The portal also allows comparisons of child status in many areas, according to gender, wealth index and many other characteristics. The portal also highlights the gaps between different regions by presenting indicators at the level of regions and governorates whenever possible. In addition to listing and presenting national strategies, agreements, reports and programs related to child's rights and related to indicators of sustainable development.

The portal was launched in 7 / 2023 and is managed and developed by the Child Unit and the Sustainable Development Unit of the Central Agency for Public Mobilization and Statistics, in cooperation with UNICEF Egypt and designed by Community Systems Foundation (CSF).

Visualizer


The Visualizer tool allows users to query and analyze the entire dataset of the portal by displaying data in various charts and maps. It also enables users to view data for any selected indicators from the data warehouse in a table that can be downloaded. In addition, this tool has an in-built gallery feature that allows users to edit and save their favorite visualizations in their private gallery.




Dashboards


The Dashboards page includes three dashboards:

- Sustainable Development Goals.
- Child indicators.
- Egypt Profile.




 **SDG Dashboard** Creation date: 16 May 2023

SDG's Dashboard shows the most recent SDG's Indicators that covers all Economic, Social and Environmental dimensions for the 17 Sustainable Development Goals, disaggregated by the available classification (Sex, Region or Age, ...).

 **Child Indicators Dashboard** Creation date: 16 May 2023

The Children's Indicators Dashboard displays the latest indicators for monitoring the status of children in Egypt, in addition to a set of maternal health indicators. It also presents a time series for many indicators detailed according to the available classifications such as (gender, place of residence, age, ...) in order to study the development in the conditions of children in Egypt.

 **Egypt profile Dashboard** Creation date: 16 May 2023

The Egypt Indicators dashboard displays a brief overview of some of Egypt's economic, social, health and education indicators, in addition to a group of indicators of the sustainable development goals detailed according to the available classifications such as (gender, place of residence, age, ...).

By clicking on the title of each dashboard, you can access a detailed page that shows more data and visualizations for each dashboard.

Metadata Hub

The Metadata Hub page allows users to access metadata for the SDG indicators. Metadata are information that describe the data sources, definitions, methodologies, calculations, and limitations of the indicators.

Metadata Hub

In this section, you can view the metadata for each SDG indicator. Where the definition, the concepts and the international organizations responsible for global monitoring, as well as the method of computation. According to the latest update published on United Nations Statistics Division website.

Select a criterion for displaying metadata

Enter a keyword for the indicator

indicator keyword

OR

Type of classification

Sector Goal

View

Users can search for metadata by two methods:

1. By Indicator keyword: Users can enter the name or part of the name of the indicator in the search box and it will show a list of matching metadata. Users can select the desired metadata from the list and then click on the search icon.

In this section, you can view the metadata for each SDG indicator. Where the definition, the concepts and the international organizations responsible for global monitoring, as well as the method of computation. According to the latest update published on United Nations Statistics Division website.

Select a criterion for displaying metadata

Enter a keyword for the indicator

1.2.2 Proportion of men, women and children of all ages living in poverty in all its dimensions according to national definitions

1.2.2 Proportion of men, women and children of all ages living in poverty in all its dimensions according to national definitions

11.3.2 Proportion of cities with a direct participation structure of civil society in urban planning and management that operates regularly and democratically

11.4.1 Total per capita expenditure on the preservation, protection and conservation of all cultural and natural heritage

11.5.3 (a) Damage to critical infrastructure, attributed to disasters

11.6.1 Proportion of municipal solid waste collected and managed in controlled facilities out of total municipal waste generated

11.7.1 Average share of the built-up area of cities that is open space for public use for all

14.3.1 Average marine acidity (pH) measured at agreed suite of representative sampling stations

14.5.1 Coverage of protected areas in relation to marine areas

15.2.1 Progress towards sustainable forest management

15.4.1 Coverage by protected areas of important sites for mountain biodiversity

2. By Classification type: Users can choose a classification type from the drop-down menu and it will show all the metadata available for that classification. Users can select one or more metadata from the list and then click on the search icon.

Type of classification

Sector Goal

View

The metadata detailed page will look like this

Indicator Metadata

The metadata available in this metadata hub is a work in progress. It reflects the latest reference metadata information provided by the Botswana working group on data and statistics of the statistical database.

[Go back to metadata page](#)

Classification: Demography | Select your indicator: 1.4.1 Proportion of population living in households with access to basic services

1.4.1 Proportion of population living in households with access to basic services

Metadata Update
2021-03-01

Related Indicators
_DIRMS_2.jpg

Organization(s)
United Nations Human Settlements Programme (UN-Habitat)

Definition
The following key concepts were defined to support the indicator in the context of poverty eradication, Basic Services refer to public service provision systems that meet human basic needs including drinking water, sanitation, hygiene, energy, mobility, waste collection, health care, education and information technologies. The basic services indicator will be therefore based on 9 components. These components are captured in various standalone indicators of the SDGs, which means that the concepts and definitions of SDG indicator 1.4.1 will be derived from or are the same as those of these specific SDG indicators. Access to basic services implies that sufficient and affordable service is reliably available with adequate quality. 1) Access to Basic Drinking Water Services refers to the use of drinking water from an improved source that is available with a collection time of

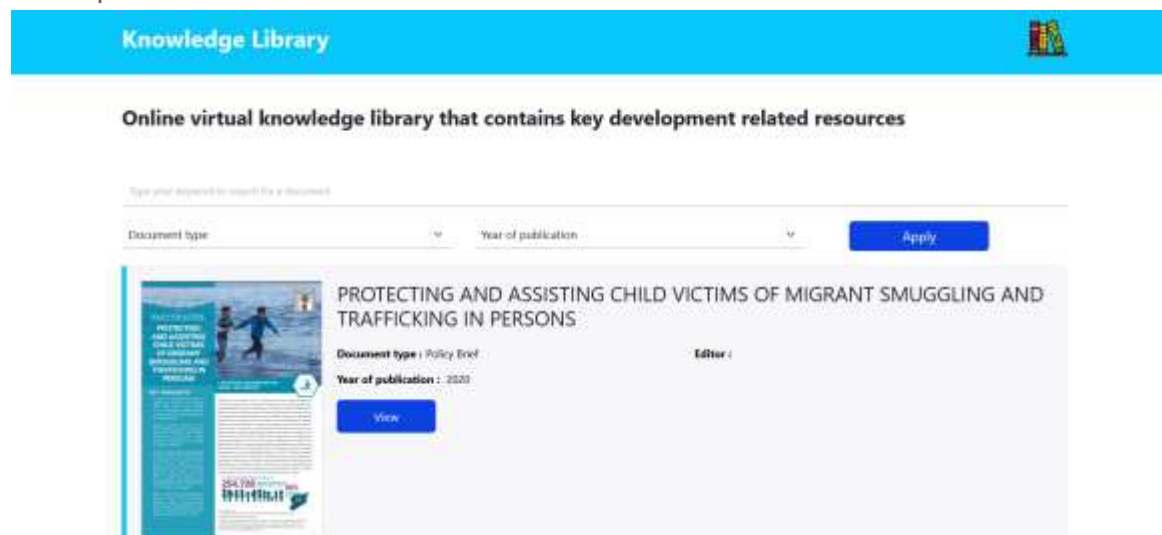
Download Share Print

Users can print, download, or share the metadata by using the icons in the metadata container box.

Knowledge Library

The Knowledge Library page includes many reports and studies related to sustainable development and child statistics in Egypt. It is an online virtual library that contains key

development-related resources from various sources.



This page shows a list of all the available resources in the portal. Users can use search filters to find specific resources by keywords, document types, or year of publication.

View, Print and share library

By clicking on the view button for each resource, users can access a detailed page that shows more information about the resource.



This is an example of a resource detail page. By clicking on the read button, users can view or download the document of the resource. Users can also print or share the resource by using the icons in the resource container box.

What's New

The What's New page shows news and updates related to the portal and its data. Users can find out about new features, indicators, reports, events, and other relevant information.

What's New

About What's New

What is lorem ipsum dolor? 9 months ago

Lorem ipsum dolor sit amet, consectetur adipiscing elit. Sed commodo consectetur bibendum. Fusce enim ex, consequat non massa sed, bibendum auctor orci. Nam mollis sed risi quis eleifend. Interdum et malesuada fames ac ante ipsum primis in faucibus. Suspendisse elementum placerat tortor, eu faucibus ante iactus sit amet.

What is lorem ipsum dolor ? 9 months ago

Lorem ipsum dolor sit amet, consectetur adipiscing elit. Sed commodo consectetur bibendum. Fusce enim ex, consequat non massa sed, bibendum auctor orci. Nam mollis sed risi quis eleifend. Interdum et malesuada fames ac ante ipsum primis in faucibus. Suspendisse elementum placerat tortor, eu faucibus ante iactus sit amet.

What is lorem ipsum dolor ? 9 months ago

Lorem ipsum dolor sit amet, consectetur adipiscing elit. Sed commodo consectetur bibendum. Fusce enim ex, consequat non massa sed, bibendum auctor orci. Nam mollis sed risi quis eleifend. Interdum et malesuada fames ac ante ipsum primis in faucibus. Suspendisse elementum placerat tortor, eu faucibus ante iactus sit amet.

What is lorem ipsum dolor ? 9 months ago

Lorem ipsum dolor sit amet, consectetur adipiscing elit. Sed commodo consectetur bibendum. Fusce enim ex, consequat non massa sed, bibendum auctor orci. Nam mollis sed risi quis eleifend. Interdum et malesuada fames ac ante ipsum primis in faucibus. Suspendisse elementum placerat tortor, eu faucibus ante iactus sit amet.

FAQ

The FAQ page provides answers to some frequently asked questions about the portal and its tools and features. Users can click on each question to view its answer.



Frequently Asked Questions

How is the data available on the portal classified? ^

Many indicators disaggregated by Sex, Region, Age,.....

What are the Portal's main objectives? v

What is the Knowledge Library? v

How can I use the Gallery? v


What is the Metadata Hub? v

Contact us

The Contact Us page allows users to contact or give feedback to CAPMAS. Users can fill out a form with their name, email address, and message. Users can also find other contact

information such as phone number, address, and email address of CAPMAS.

Contact Us



Contact Us Now

Write a Message

Your Name *

Your Email *

Message *

ما هو سؤالك / اقتراحك؟

Send message